



# BGM500 Barrier Gate

## Speed Adjustable, High Stability

BGM500 series parking barrier adopts streamlined appearance style design, built-in LED indicator; Integrated brushless DC motor gear box all-in-one transmission mechanism and intelligent ZKBarrier mainboard, MCBF can reach 3 million maintenance free. Apply to schools, communities, factories, office buildings and so on.

### Features




Highly energy-efficient because of the DC brushless motor



Digital control mainboard with diverse configuration possibilities



The barrier arm will rebound when an obstacle detected



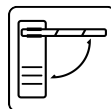
Chassis with LED indicator



Manual rise and fall in case of absence of power



Reversible boom direction



Swing out prevents damage to the vehicle and product's body



Support the boom breakaway design


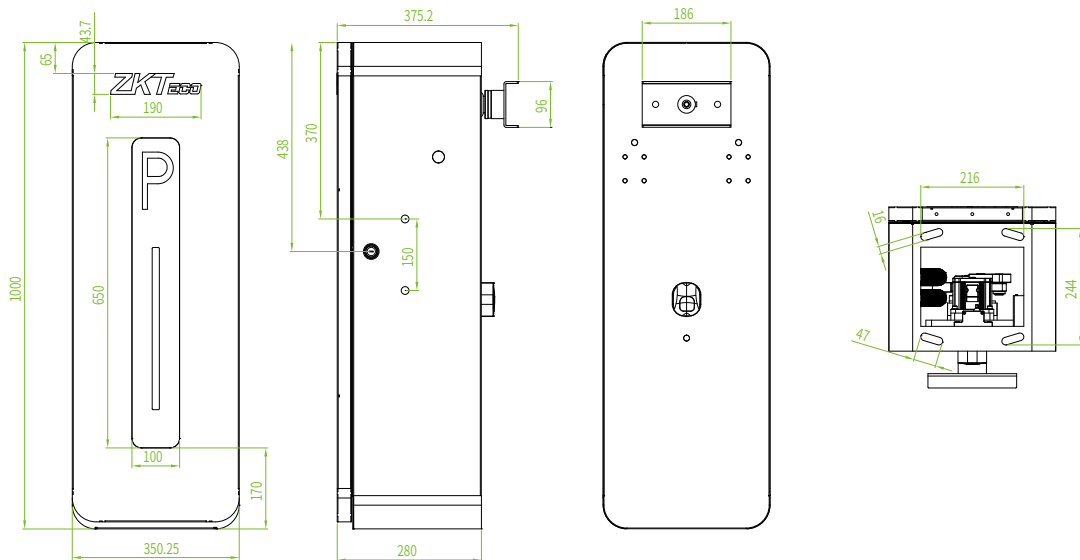


Various barrier arm


# Specifications

Model	BGM530L/R	BGM545L/R	BGM560L/R	BGM545L/R-LED	BGM545L/R-90	BGM545L/R-F
Operating Speed	1.5s	2.5s	5s	2.5s	3s	3s
Boom Length	3m	4.5m	6m	4.5m	4.5m	4.5m
Boom Type	Straight boom	Telescopic boom		Straight boom with LED	Folding boom	Fence boom
Motor Type	DC 24V brushless motor					
Output Power	160W					
Output Current	10A					
Operating Voltages	DC 24V					
Power Supply	AC 220V/110V, 50Hz to 60Hz					
MCBF	3 million times					
Remote Control Distance	≥30m					
Operating Temperature	-30°C to 75°C					
Protection Level	IP54					
Chassis Dimensions (W*L*H)	350*280*1000 (mm)					
Net Weight (excluding the barrier arm)	43kg					

# Directions

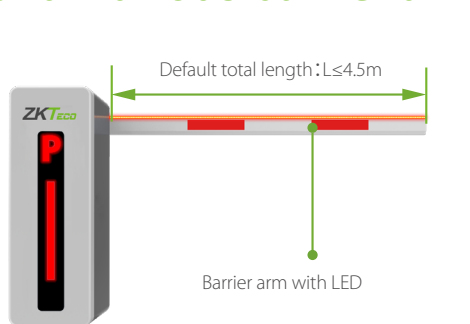


L: The chassis on the left, the boom on the right

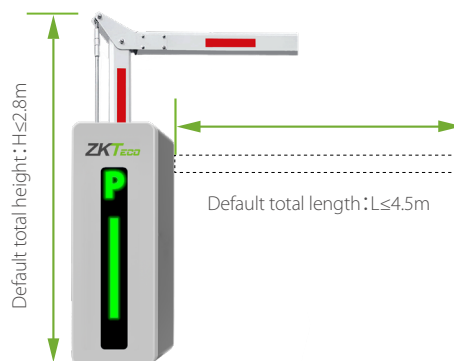


R: The chassis on the right, the boom on the left

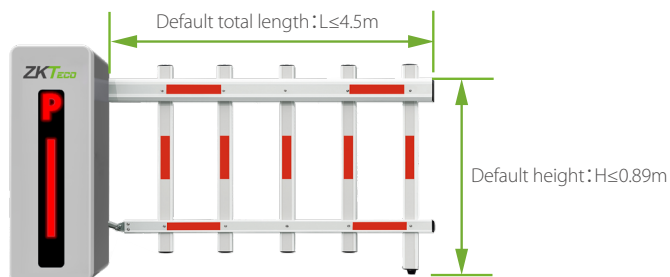
## Optional various barrier arm



(Support customization, remark the total length from the order)











(Support customization, remark the total height and total length from the order)



(Support customization, remark the total length from the order)

## Related Products



<p><b>1</b></p>  <p><b>LPRS1000</b></p> <p>For the management of entrance and exit channels</p>	<p><b>2</b></p>  <p><b>Parking Warning Light</b></p> <p>For the traffic indication</p>	<p><b>3</b></p>  <p><b>VR10 Pro</b></p> <p>For safety detection and automatic closing trigger</p>	<p><b>4</b></p>  <p><b>PSA02 Vehicle detector</b></p> <p>For safety detection and automatic closing trigger</p>	<p><b>5</b></p>  <p><b>PSA26 Photocell</b></p> <p>For anti-smash detection</p>	<p><b>6</b></p>  <p><b>UHF 5/10 Pro</b></p> <p>For the management of entrance and exit channels</p>	<p><b>7</b></p>  <p><b>PSA03 Loop coil</b></p> <p>For vehicle detection(Use with PSA02)</p>	<p><b>8</b></p>  <p><b>Manual Button</b></p> <p>For emergency switch control</p>
--	---	--	--	---	---	--	---

